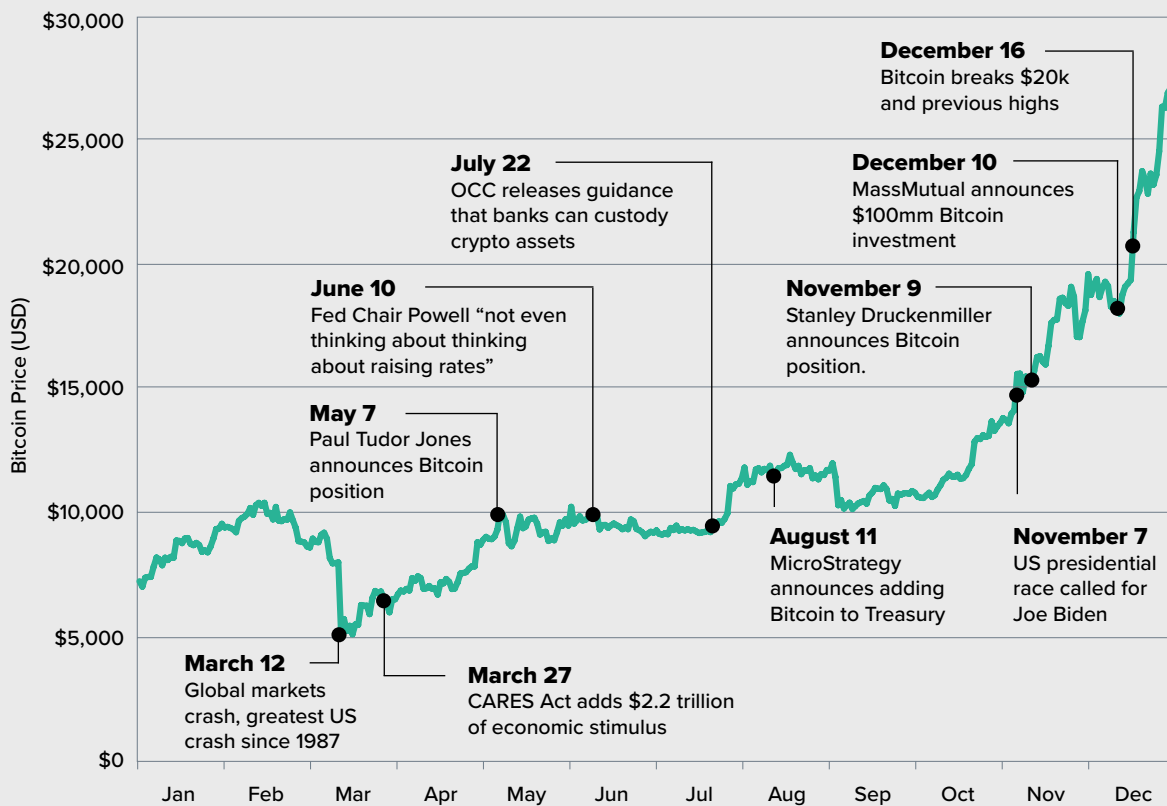


Digital Asset Investment Report



Q4 2020

Bitcoin: 2020 Year In Review



Bitcoin's value was tested by a global pandemic, a devastating stock market crash, and swirling geopolitical tensions. Yet amid unprecedented US monetary policy, Bitcoin proved resilient and ended 2020 as one of the best performing assets of the year.

Bitcoin's ability to perform during a period of significant volatility attracted the attention of more financial institutions, investors, and industry observers than ever before. Influential figures in finance and technology showed public support for Bitcoin as an investment, product, and monetary good. When the history books are written, 2020 will be noted as a major inflection point for the adoption of Bitcoin, and digital currencies more broadly.

Grayscale 2021 Outlook

- **A Bitcoin arms race** - Bitcoin is becoming a widely-used diversifier in portfolios. Major investors, advisory firms, and even banks are shifting their view on Bitcoin. The career risk of allocating to Bitcoin has turned into a career risk of being a laggard. **In 2020 we saw institutions adding Bitcoin to their balance sheets - in 2021 we may see nation states follow suit.**
- **Financial advisor interest** - RIA interest surged in Q4 2020, and more financial advisors are receiving questions about digital currencies than ever before. With the performance of major digital currencies like Bitcoin in 2020, it's reasonable to expect that more investors and advisors alike will be considering how to best fit this asset class within a larger portfolio. **Wealth managers advise on approximately \$80 trillion in assets and most have not yet recommended digital assets.¹**
- **Bitcoin rewards could become a significant source of demand for Bitcoin** - US credit cards account for \$4 trillion in annual spending and debit cards account for over \$3 trillion in annual spending.² Fold, CashApp, and BlockFi are among the businesses that launched cards with Bitcoin rewards in 2020. **We expect major credit card companies could follow suit as they see the success of these Bitcoin products.**
- **Bitcoin recognized as a clean energy incentive** - Energy consumption and geographical concentration of mining in China have long been hot topics for Bitcoin. That narrative is changing rapidly. North America is becoming a mining powerhouse, with the likes of Foundry, by integrating Bitcoin mining into the most efficient energy infrastructure across the continent. Energy companies are making a purely economical decision to put their previously wasted energy to good use and get paid for it. **Bitcoin mining is helping to subsidize underutilized energy infrastructure and may be integrated into public green energy initiatives.**
- **Decentralized Finance is emerging** - Billions in liquid lending, borrowing, and exchange have made decentralized finance (DeFi) the strongest non-Bitcoin use case in the digital currency ecosystem. **As the search for yield intensifies in traditional markets, we expect major financial firms to consider integrating with decentralized protocols.**
- **Nation-state adoption of digital currencies** - While many countries have laws around digital currencies, few have seriously introduced or incorporated them into the set of financial tools governments have at their disposal. Recent guidance from the OCC suggests that US banks may look to incorporate digital currencies into their settlement infrastructure.³ **In 2021 we may see the beginning of digital currencies integrating into national banking infrastructures.**

1. "Evolution Revolution, A Profile of the Investment Advisor Profession", Investment Advisor Association, 2019, https://higherlogicdownload.s3.amazonaws.com/INVESTMENTADVISER/aa03843e-7981-46b2-aa49-c572f2ddb7e8/UploadedImages/publications/Evolution_Revolution_2019_FINAL.pdf

2. "The Federal Reserve Payments Study", Board of Governors of the Federal Reserve System, 2019, <https://www.federalreserve.gov/paymentsystems/2019-December-The-Federal-Reserve-Payments-Study.htm>

3. "Federally Chartered Banks and Thrifts May Participate in Independent Node Verification Networks and Use Stablecoins for Payment Activities," OCC, January 4, 2021, <https://www.occ.gov/news-issuances/news-releases/2021/nr-occ-2021-2.html>



Digital Asset Investment Report

TOTAL AUM⁴
\$20.2B

4Q20 Highlights⁵

- Total Investment into Grayscale Products⁶: **\$3.3 billion**
- Average Weekly Investment – All Products: **\$250.7 million**
- Average Weekly Investment – Grayscale[®] Bitcoin Trust: **\$217.1 million**
- Average Weekly Investment – Grayscale[®] Ethereum Trust: **\$26.3 million**
- Average Weekly Investment – Grayscale[®] Digital Large Cap Fund: **\$1.6 million**
- Average Weekly Investment – Grayscale Products ex Bitcoin Trust⁷: **\$33.6 million**
- Majority of investment (**93%**) came from institutional investors, dominated by asset managers.

Year Ended 2020 (“YE20”) Highlights⁸

- Total Investment into Grayscale Products: **\$5.7 billion**
- Average Weekly Investment – All Products: **\$109.8 million**
- Average Weekly Investment – Grayscale[®] Bitcoin Trust: **\$90.0 million**
- Average Weekly Investment – Grayscale[®] Ethereum Trust: **\$15.2 million**
- Average Weekly Investment – Grayscale[®] Digital Large Cap Fund: **\$1.4 million**
- Average Weekly Investment – Grayscale Products ex Bitcoin Trust⁹: **\$19.8 million**
- Majority of investment (**86%**) came from institutional investors, dominated by asset managers.

The Takeaway

2020 was a hallmark year for Grayscale and digital assets more broadly. Thank you to the community and our investors for making it possible. We are proud to share data that reflects the massive adoption throughout 2020, and specifically, 4Q20.

4. As of December 31, 2020.

5. For the period from October 1, 2020 through December 31, 2020.

6. On December 23, 2020, the Sponsor announced that it had ceased accepting new subscriptions for the Grayscale XRP Trust (XRP) (“XRP Trust”) private placement following the Securities and Exchange Commission’s December 22, 2020 decision to file a federal court action against certain third parties as-asserting that XRP is a “security” under federal securities law. On January 13, 2021, the Sponsor announced that it had commenced dissolution of XRP Trust. As a result of the foregoing, XRP Trust is not reflected in this report.

7. “Grayscale Products ex Bitcoin Trust” include Grayscale Bitcoin Cash Trust, Grayscale Ethereum Trust, Grayscale Ethereum Classic Trust, Grayscale Horizen Trust, Grayscale Litecoin Trust, Grayscale Stellar Lumens Trust, Grayscale Zcash Trust, and Grayscale Digital Large Cap Fund.

8. For the period from January 1, 2020 through December 31, 2020.

9. See footnote 7.

PLEASE REVIEW IMPORTANT DISCLOSURES & OTHER INFORMATION AT THE END OF THIS REPORT.

ASSETS UNDER MANAGEMENT (AUM), INFLOWS, TOTAL INVESTMENT AND AVERAGE WEEKLY INVESTMENT ARE CALCULATED USING THE DIGITAL ASSET REFERENCE RATE FOR EACH PRODUCT, WHICH ARE NOT MEASURES CALCULATED IN ACCORDANCE WITH GAAP. SEE NON-GAAP MEASURES FOR MORE INFORMATION. UNLESS OTHERWISE NOTED, ALL FIGURES INCLUDED HEREIN ARE CALCULATED USING NON-GAAP METHODOLOGIES. THE PRODUCTS ARE DISTRIBUTED BY GENESIS GLOBAL TRADING, INC. (MEMBER FINRA/SIPC, MSRB REGISTERED)





\$3 Billion Dollar Quarter: Grayscale experienced unprecedented investor demand, with approximately \$3.3 billion of inflows. Investment into the Grayscale family of products surpassed \$5.7 billion during 2020, more than four times the \$1.2 billion cumulative inflow into the products from 2013-2019.

Since inception, the Grayscale family of products has experienced nearly \$6.9 billion of inflows.¹⁰

\$20 Billion Dollar AUM: Grayscale began the year with \$2.0 billion in assets under management and ended 2020 with \$20.2 billion. In 2020, Grayscale Bitcoin Trust was among the fastest growing investment products in the world, growing from \$1.8 billion to \$17.5 billion AUM.¹¹ This is an incredible testament to the maturation of the digital currency ecosystem.

Grayscale Bitcoin Trust Inflows Outpace Mined Bitcoin: As we have noted in prior reports, the inflows into Grayscale Bitcoin Trust have continued to grow as a percent of mined Bitcoin. This metric is significant because miners are known to be the market's natural sellers, often using their newly mined Bitcoin to pay for operating expenses. In 4Q20, Bitcoin inflows were approximately 194% of mined Bitcoin.

However, these comparisons are simply to illustrate supply and demand in the market. They do not provide insight into the destination of any newly mined Bitcoin during the measured periods.

Institutions are Here: Institutions have historically accounted for a majority of Grayscale inflows. This was especially true in 4Q20 as institutions accounted for **93%** of capital inflows, or \$3.0 billion. This may not come as a surprise given the recent flurry of news that institutions have warmed up to Bitcoin. Indeed, Grayscale Bitcoin Trust accounted for 87% of all inflows to our product family, the highest proportion since 2Q17, further evidence of institutions looking to Bitcoin as a reserve asset.

The average commitment among institutions is also growing at a significant pace. The average commitment from institutions was \$6.8 million, up from an average of \$2.9 million in 3Q20.

Surging Demand from RIAs: In 4Q20, Grayscale received substantial inbound interest from wealth managers interested to learn more about Bitcoin to satisfy the growing number of client requests. This is part of an emerging trend of the last six months that is critical for continued adoption.

Quarterly Perspective

In 4Q20, a majority of Grayscale's family of products significantly outperformed major indices even when taking into account fees, expenses, and other costs associated with the funds.

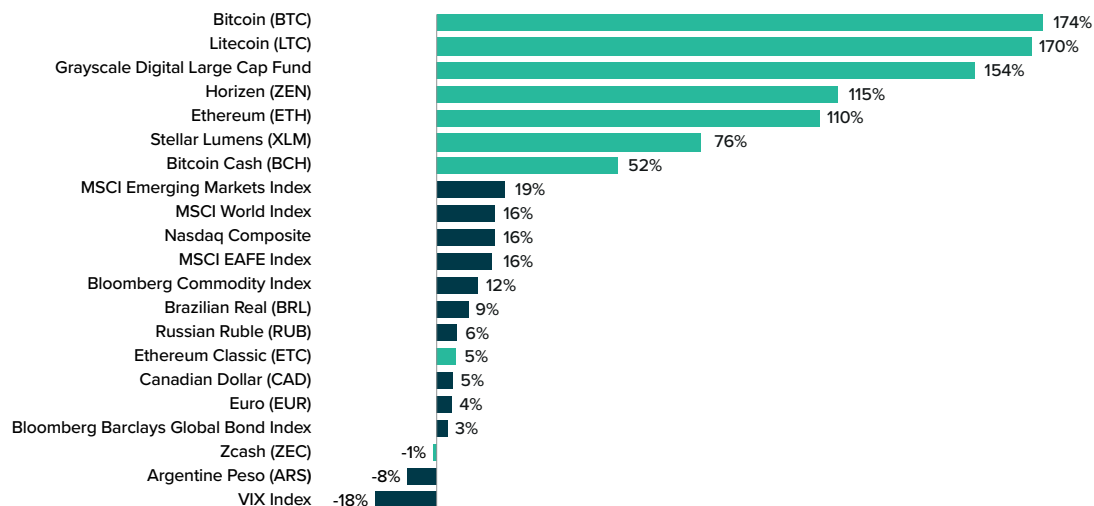
¹⁰. Inception date: September 25, 2013.

¹¹. Source: Bloomberg, comparison of ETPs with over \$1 billion AUM on 1/2/2020





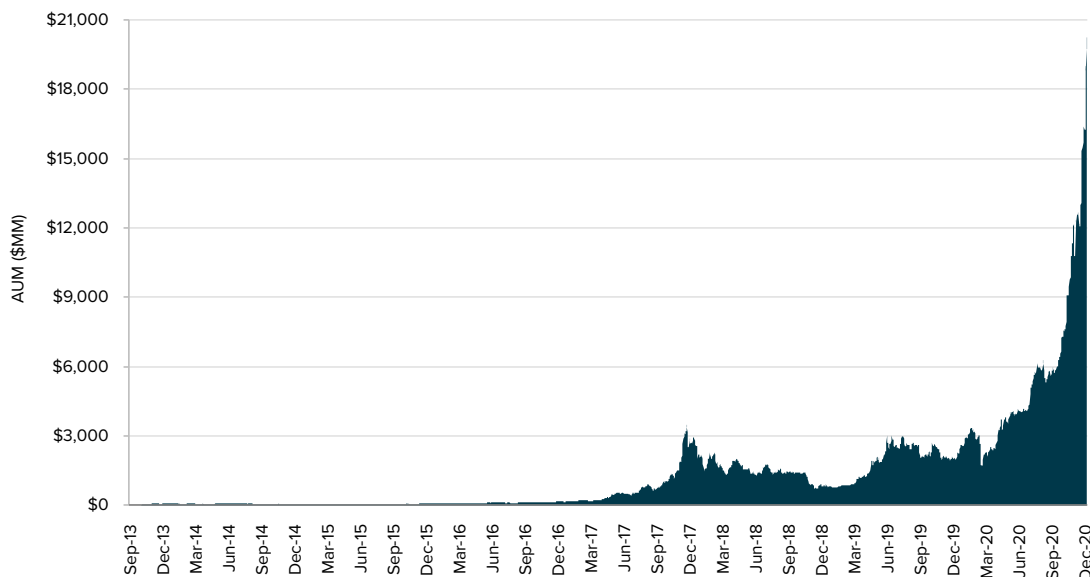
FIGURE 1: **MULTI-ASSET CLASS PERFORMANCE – 4Q20¹²**
OCTOBER 1, 2020 THROUGH DECEMBER 31, 2020



Grayscale's assets under management reached all-time highs during 4Q20 as prices rose and capital flowed in from institutions. YTD, Grayscale's AUM went from \$2.0 billion to \$20.2 billion, an approximately 10x increase.

FIGURE 2: **GRAYSCALE AUM SINCE INCEPTION**
SEPTEMBER 25, 2013 THROUGH DECEMBER 31, 2020

Index	Grayscale
AUM Growth (Cumulative)	180,585.0x
AUM Growth (Annualized)	4.3x



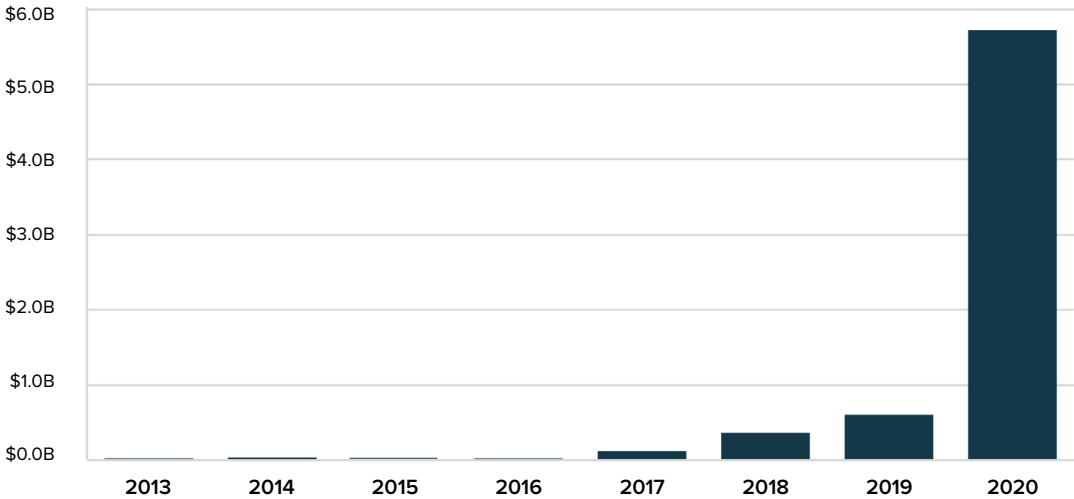
12. Source: Bloomberg, CoinMarketCap.com, Grayscale. PAST PERFORMANCE IS NOT INDICATIVE OF FUTURE RETURNS.





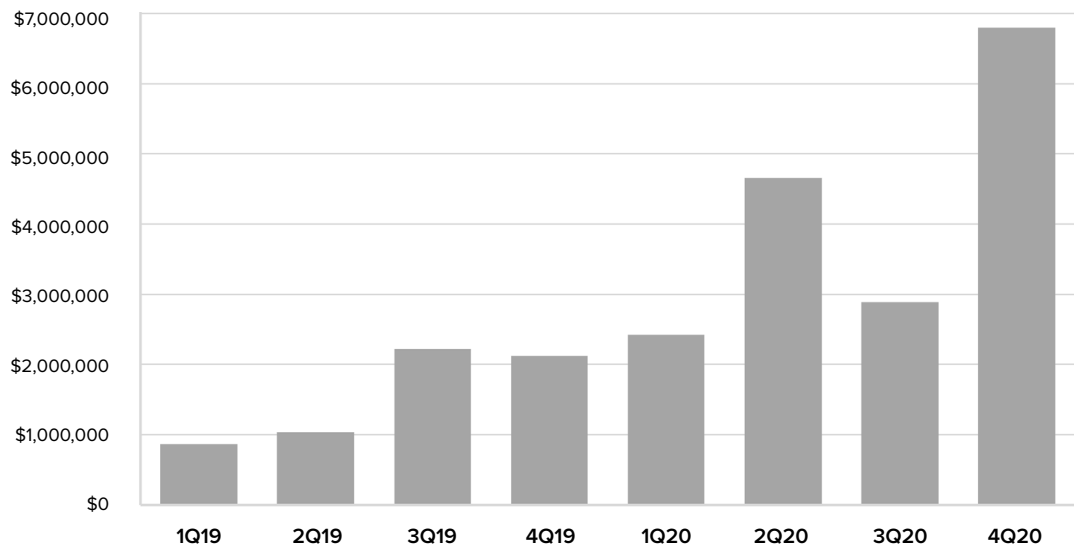
Over the last seven years, investor interest built slowly before rapidly accelerating. In fact, the four consecutive record shattering quarters in 2020 mark a turning point for Grayscale and digital assets as a whole. Specifically, the monetary and fiscal measures by governments globally served as the catalyst for the surge of interest in Bitcoin.

FIGURE 3: **GRAYSCALE ANNUAL INFLOWS SINCE INCEPTION**
SEPTEMBER 25, 2013 THROUGH DECEMBER 31, 2020



Demonstrated in Figure 4 below, institutional investors continue to increase allocation sizes. At \$6.8 million, the average institutional allocation was more than double the \$2.9 million average in 3Q20.

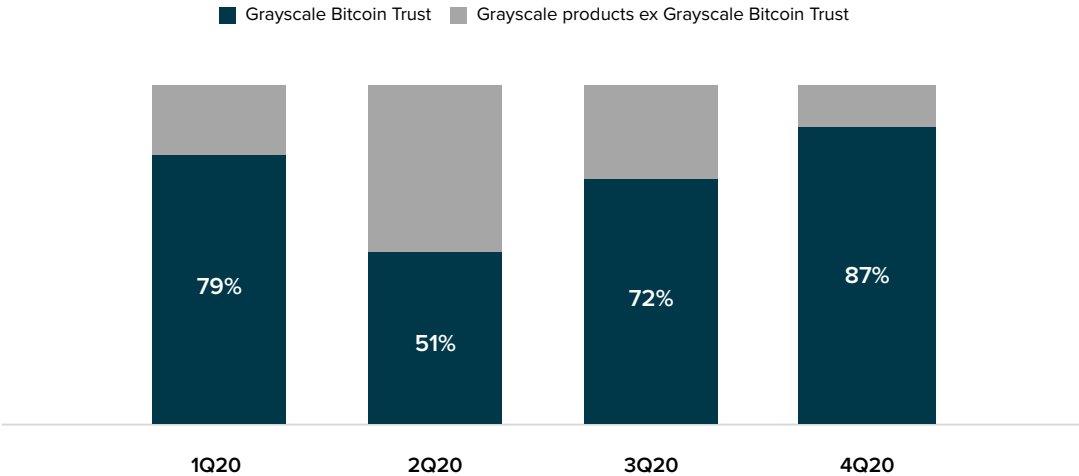
FIGURE 4: **AVERAGE INSTITUTIONAL ALLOCATION BY QUARTER**
JANUARY 1, 2019 THROUGH DECEMBER 31, 2020





As monetary inflation became a pressing concern, institutional investors took action by allocating to Bitcoin. This was seen in the media and supported by conversations our team had with investors. Figure 5 demonstrates that in this paradigm, Bitcoin took center stage in the market and in our product suite.

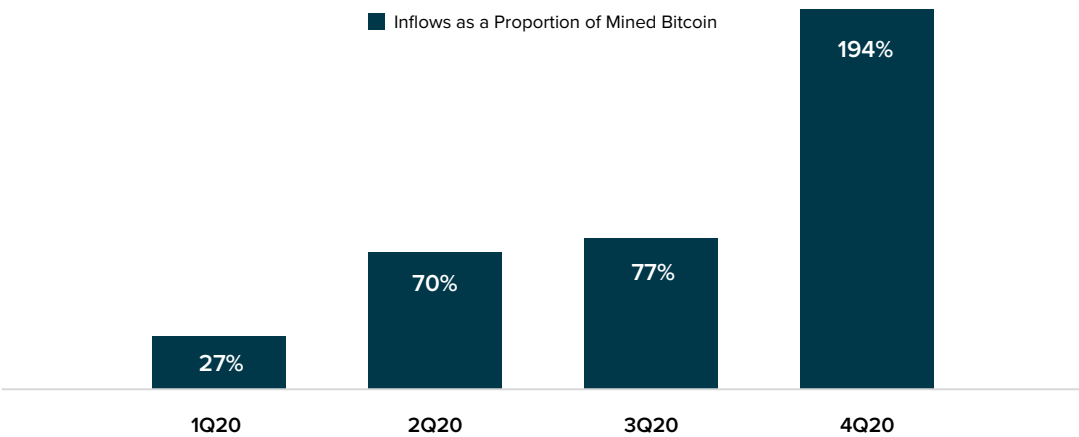
FIGURE 5: **BITCOIN TRUST AS A PROPORTION OF INFLOWS FROM INSTITUTIONAL INVESTORS**
JANUARY 1, 2020 THROUGH DECEMBER 31, 2020



While the supply of newly-created Bitcoin has slowed as a result of the halving in May 2020, the inflows into Grayscale have accelerated meaningfully. The amount of Bitcoin flowing into Grayscale Bitcoin Trust during 4Q20 was nearly double the amount mined over the same period. This trend continues to be a major contributing factor in the limited available supply of Bitcoin in the market.

Again, this only illustrates the magnitude of inflows and does not indicate that mined Bitcoins are being directly invested into Grayscale Bitcoin Trust.

FIGURE 6: **GRAYSCALE BITCOIN TRUST INFLOWS AS A PROPORTION OF MINED BITCOIN¹³**
JANUARY 1, 2020 THROUGH DECEMBER 31, 2020



13. Source: Grayscale, Coin Metrics. For comparison only. This does not reflect the direct flow of newly mined Bitcoin.





With the significant growth and utilization of Grayscale products by the investment community, our proportional management over the circulating supply of various digital assets has increased substantially. Over the course of the year, the amount of circulating Bitcoin under Grayscale management increased from 1.45% to 3.31%. Similarly, the proportion of circulating Ethereum managed by Grayscale increased from 0.47% to 2.61% in 2020.

FIGURE 7: GRAYSCALE ASSETS VS CIRCULATING SUPPLY

	Q4 2019	Q4 2020
Bitcoin	1.45%	3.31%
Bitcoin Cash	0.10%	1.33%
Ethereum	0.47%	2.61%
Ethereum Classic	7.79%	10.55%
Horizen	5.12%	5.23%
Litecoin	0.03%	1.78%
Stellar	0.03%	0.12%
Zcash	2.01%	1.99%
AUM as % of All Digital Assets	1.05%	2.65%

Next, we will provide our standard series of investment activity analytics for 4Q20 and YE20.





Investment Activity through the Grayscale Lens

Grayscale raised \$3.3 billion in 4Q20, bringing YE20 inflows to \$5.7 billion.

FIGURE 8: **GRAYSCALE CUMULATIVE INFLOWS BY PRODUCT – 4Q20¹⁴**
OCTOBER 1, 2020 THROUGH DECEMBER 31, 2020

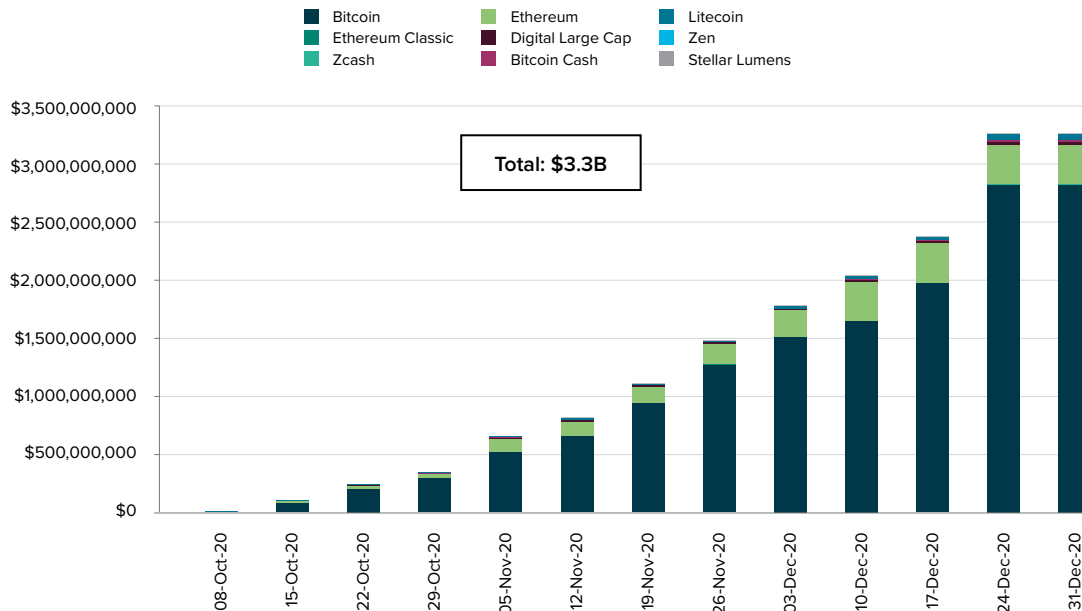
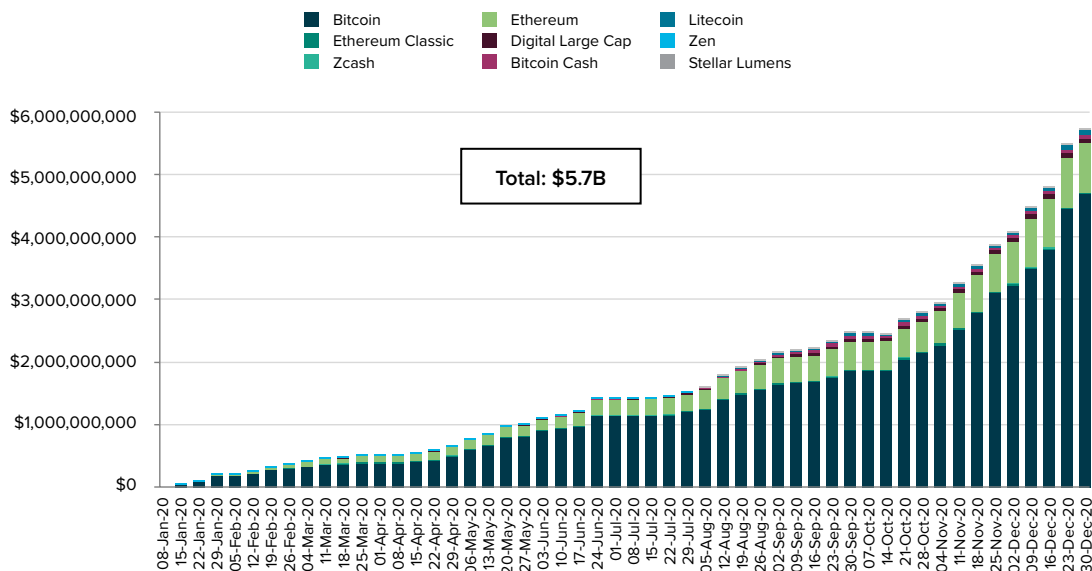


FIGURE 9: **GRAYSCALE CUMULATIVE INFLOWS BY PRODUCT – YE20¹⁵**
JANUARY 1, 2020 THROUGH DECEMBER 31, 2020



14. Grayscale Bitcoin Trust, Grayscale Ethereum Trust and Grayscale Digital Large Cap Fund were periodically closed to new investment during the measured period.

15. Grayscale Bitcoin Trust, Grayscale Ethereum Trust and Grayscale Digital Large Cap Fund were periodically closed to new investment during the measured period.





Average weekly investment across all products in 4Q20 was \$250.7 million, while average weekly investment for YE20 was \$109.8 million.

FIGURE 10: **GRAYSCALE WEEKLY INFLOWS ALL PRODUCTS – 4Q20¹⁶**
OCTOBER 1, 2020 THROUGH DECEMBER 31, 2020

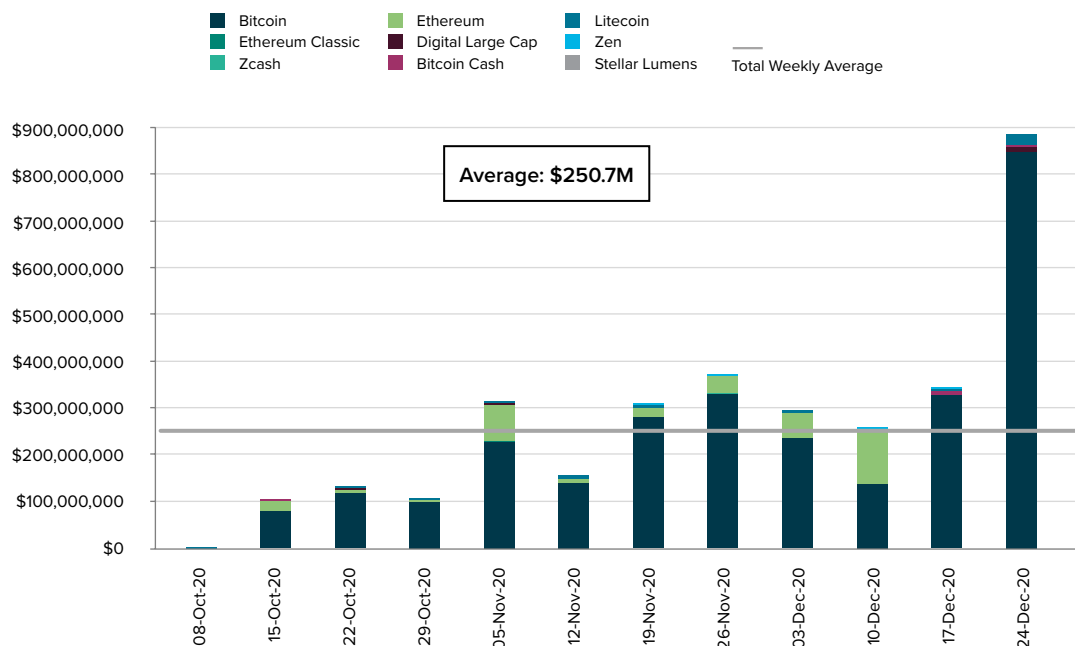
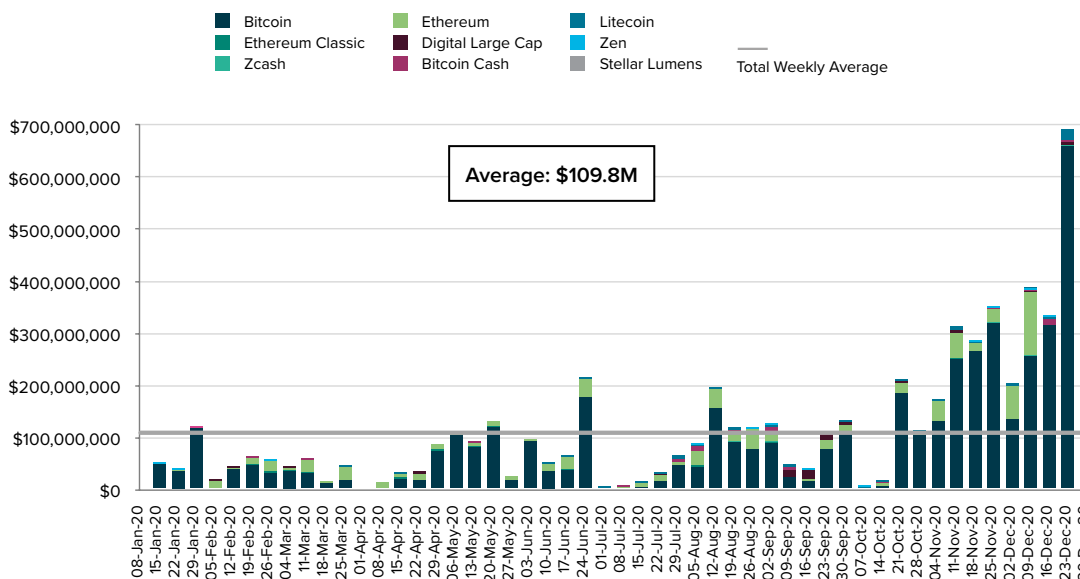


FIGURE 11: **GRAYSCALE WEEKLY INFLOWS ALL PRODUCTS – YE20¹⁷**
JANUARY 1, 2020 THROUGH DECEMBER 31, 2020



16. Grayscale Bitcoin Trust, Grayscale Ethereum Trust and Grayscale Digital Large Cap Fund were periodically closed to new investment during the measured period.

17. Grayscale Bitcoin Trust, Grayscale Ethereum Trust and Grayscale Digital Large Cap Fund were periodically closed to new investment during the measured period.





In 4Q20, inflows to Grayscale Bitcoin Trust were a record \$2.8 billion. This brought YE20 Grayscale Bitcoin Trust inflows to \$4.7 billion, over four times the cumulative inflows of the previous six years.

FIGURE 12: **GRAYSCALE BITCOIN TRUST CUMULATIVE WEEKLY INFLOWS – 4Q20**
OCTOBER 1, 2020 THROUGH DECEMBER 31, 2020

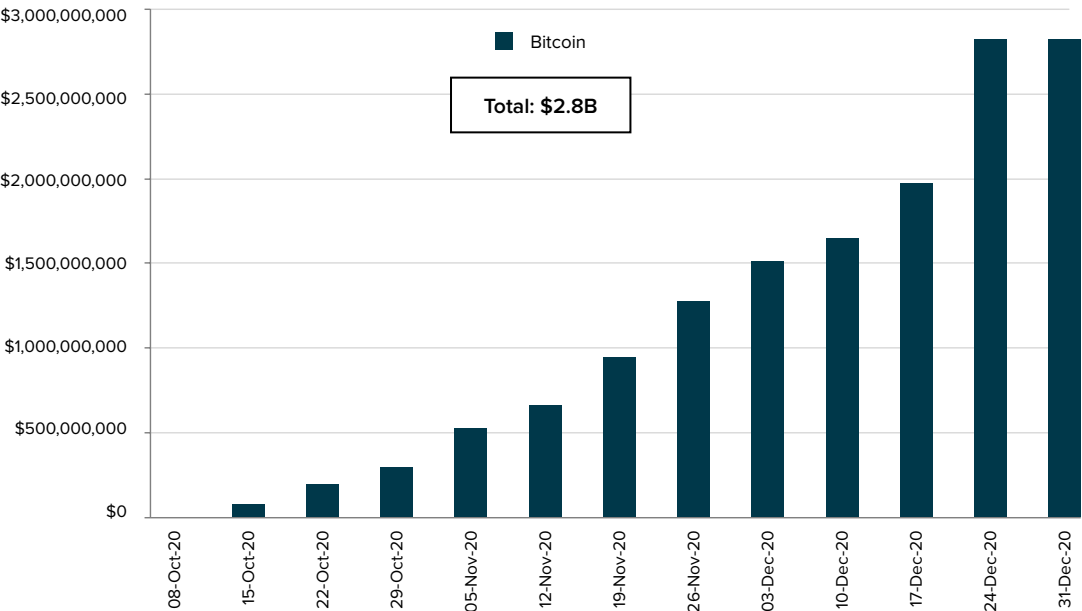
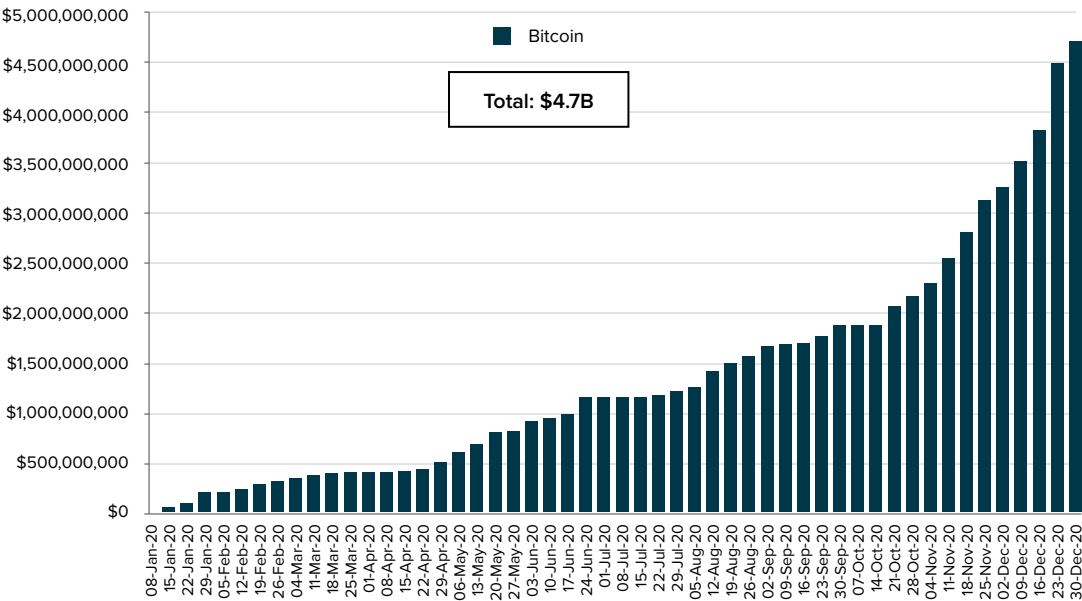


FIGURE 13: **GRAYSCALE BITCOIN TRUST CUMULATIVE WEEKLY INFLOWS – YE20**
JANUARY 1, 2020 THROUGH DECEMBER 31, 2020





In 4Q20, demand for Grayscale Products excluding Grayscale Bitcoin Trust grew to \$436.4 million, up 35% QoQ, and up nearly 1300% from 4Q19. Much of the increase was driven by continued inflows into Grayscale Ethereum Trust (\$341.8 million), bringing YE20 inflows for Grayscale Products excluding Grayscale Bitcoin Trust to \$1.0 billion.

FIGURE 14: **GRAYSCALE PRODUCTS EX BITCOIN TRUST CUMULATIVE WEEKLY INFLOWS – 4Q20**
OCTOBER 1, 2020 THROUGH DECEMBER 31, 2020

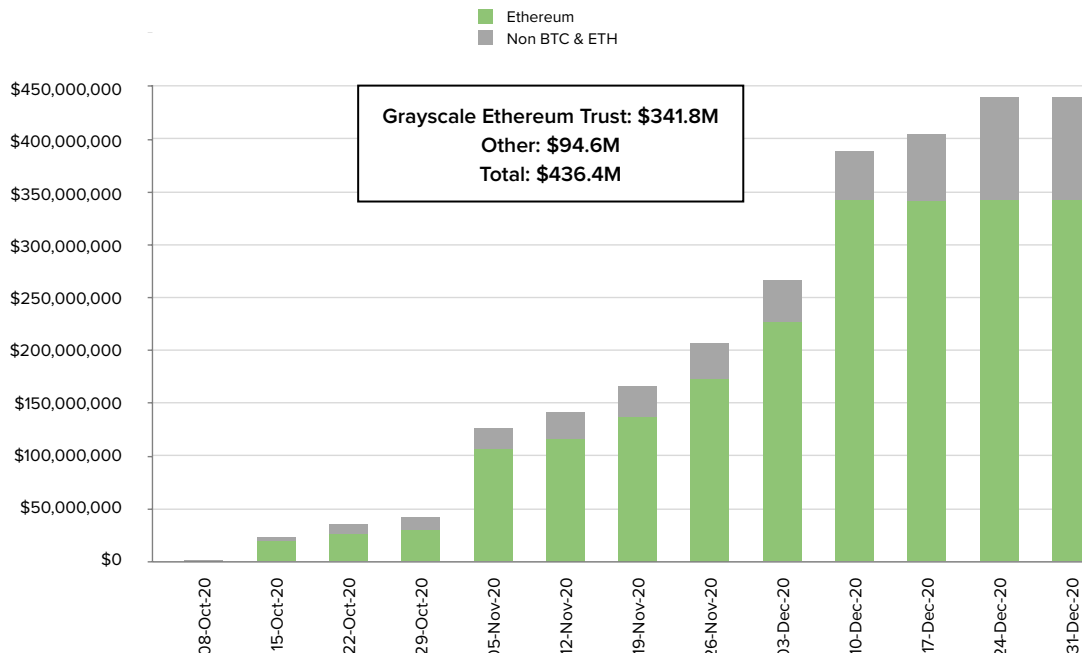
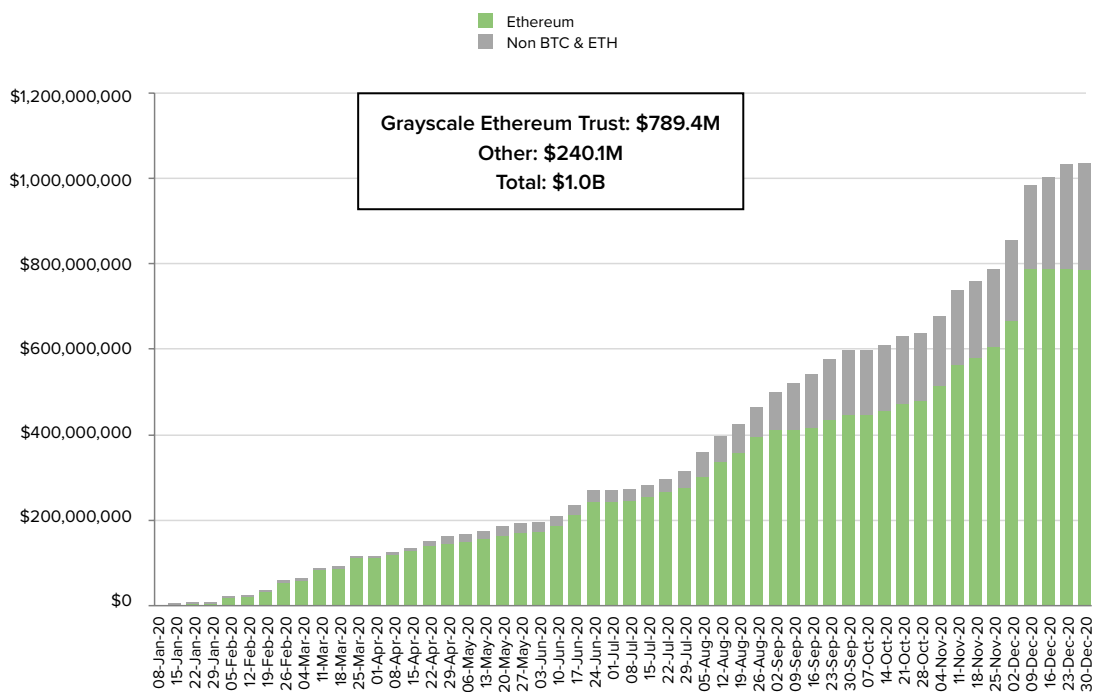


FIGURE 15: **GRAYSCALE PRODUCTS EX BITCOIN TRUST CUMULATIVE WEEKLY INFLOWS – YE20**
JANUARY 1, 2020 THROUGH DECEMBER 31, 2020

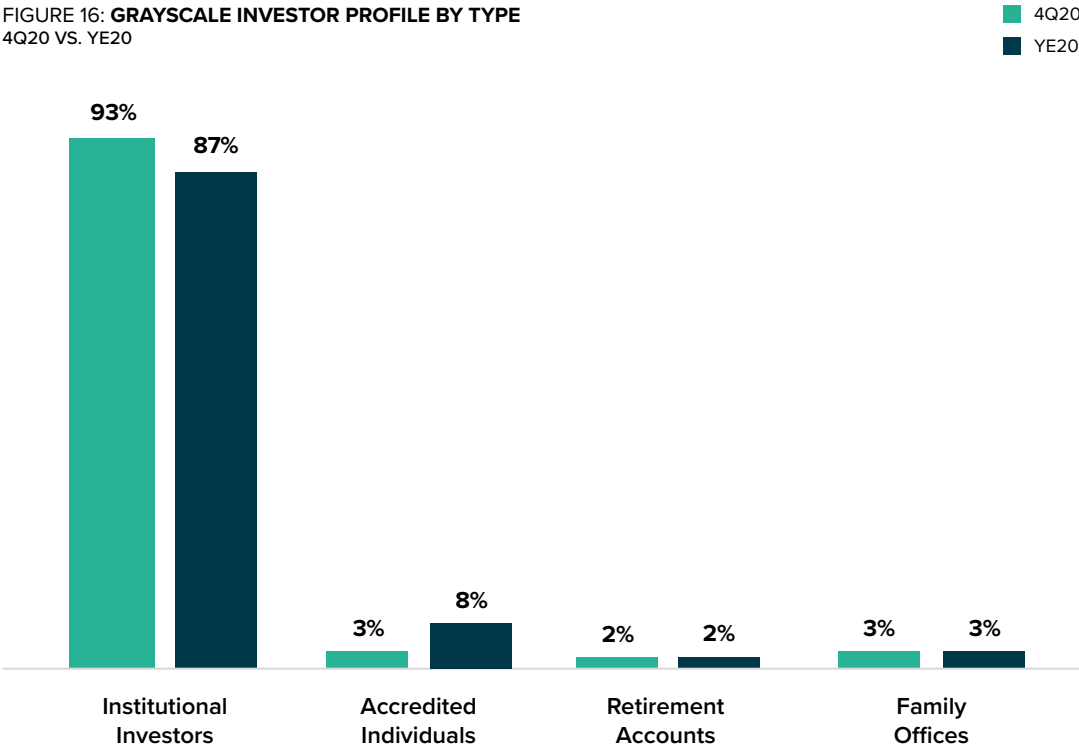




Investor Profiles

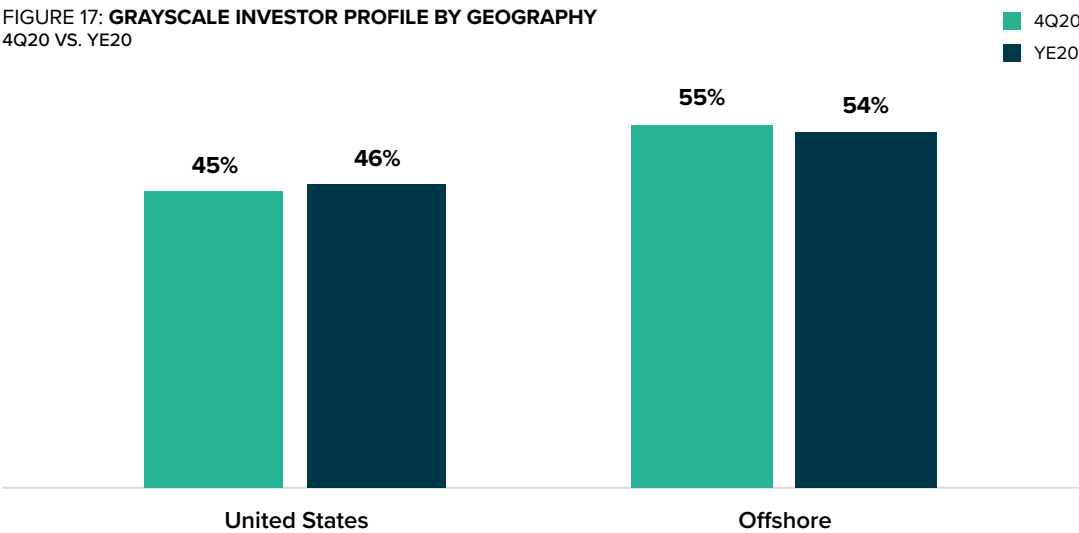
In 4Q20, Grayscale institutional capital represented 93% of total inflows, a meaningful uptick alongside a number of public announcements from notable investors and asset managers. For many investors, the risk of being too early quickly turned into risk of being too late.

FIGURE 16: **GRAYSCALE INVESTOR PROFILE BY TYPE**
4Q20 VS. YE20



The geographic source of new investment capital into Grayscale products this quarter was slightly more weighted to offshore investors (55%), in-line with YE20.

FIGURE 17: **GRAYSCALE INVESTOR PROFILE BY GEOGRAPHY**
4Q20 VS. YE20





Conclusion

To quote Thomas Jefferson, *“Paper money is liable to be abused, has been, is, and forever will be abused, in every country in which it is permitted.”* 2020 was the year institutional investors recognized that Bitcoin is a viable option for offsetting the abundance of paper money and the cumbersome nature of gold. In a world with over \$17 trillion of negative yielding debt, we believe Bitcoin will continue to become a cornerstone of investors’ portfolios in 2021.

Bitcoin took center stage in the investment community, and Grayscale was fortunate to be one of the main avenues for investment in 2020, with approximately \$5.7 billion in total inflows. We are proud to be one of the fastest growing asset managers in the world, and continue to be grateful to investors for entrusting us with over \$20 billion worth of their investments in our products. We look forward to continuing to serve the investment community as adoption of digital assets accelerates in 2021.





About Grayscale Investments®

Grayscale Investments is the world's largest digital currency asset manager, with more than \$20.2B in assets under management as of December 31, 2020. Through its family of 9 investment products, Grayscale provides access and exposure to the digital currency asset class in the form of a traditional security without the challenges of buying, storing, and safekeeping digital currencies directly. With a proven track record and unrivaled experience, Grayscale's products operate within existing regulatory frameworks, creating secure and compliant exposure for investors.

For more information, please visit www.grayscale.co and follow [@Grayscale](https://twitter.com/Grayscale).





Non-GAAP Measures

“Assets under management” (AUM), “inflows”, “total investment” and “average weekly investment” are calculated using the Digital Asset Reference Rate for each Grayscale Product, which are not measures calculated in accordance with U.S. generally accepted accounting principles (“GAAP”). The net asset value of each Product determined on a GAAP basis is referred to in this Report as “NAV.” Each Product’s digital assets are carried, for financial statement purposes, at fair value, as required by GAAP.

Each Product determines the fair value of the digital assets it holds based on the price provided by the applicable Digital Asset Exchange that the relevant Product considers its principal market as of 4:00 p.m., New York time, on the valuation date. The cost basis of investments in the applicable digital asset recorded by the applicable Product is the fair value of such digital asset, as determined by such Product, at 4:00 p.m., New York time, on the date of transfer to such Product by the Authorized Participant based on the creation Baskets. The cost basis recorded by a Product may differ from proceeds collected by the Authorized Participant from the sale of each Product’s Share to investors.

Each Product’s investment objective is for its Shares (based on digital assets per Share) to reflect the value of the digital assets held by it, as determined by reference to the applicable Digital Asset Reference Rate, less such Product’s expenses and other liabilities. There are two types of Digital Asset Reference Rates used by the Products: (i) a volume-weighted average price in U.S. dollars of the digital assets held by a Product for the immediately preceding 24-hour period as of 4:00 p.m., New York time, on each business day (each, a “VWAP Price”) and (ii) a volume-weighted index price calculated by applying a weighting algorithm to the price and trading volume data of a digital asset for the immediately preceding 24-hour period as of 4:00 p.m., New York time (each, an “Index Price”), in each case as derived from data collected from the Digital Asset Exchanges trading such digital asset selected by TradeBlock, Inc. (the “Reference Rate Provider”). Grayscale believes that calculating the Digital Asset Reference Rates in this manner mitigates the impact of anomalous or manipulative trading that may occur on any single digital asset exchange, and as such, provides a more reliable price for the relevant digital asset.

Each Product’s AUM is calculated by multiplying such Product’s assets (other than U.S. dollars or other fiat currency), less expenses and other liabilities, by the relevant Digital Asset Reference Rate, and as a result, it is not calculated in accordance with GAAP. Investments are calculated by multiplying the number of digital assets received each day as part of the creation process by that day’s Index Price. Total investment amounts reflect total capital raised using this non-GAAP methodology during the periods presented in the report. Average weekly investments reflect the average of the capital amounts raised using this non-GAAP methodology over the number of weeks in those respective periods.

The following tables show the Grayscale Bitcoin Trust’s and Grayscale Ethereum Trust’s total investments and average weekly investments using the GAAP cost basis of such investments during the periods shown below as well as the price of Bitcoin and Ethereum on Grayscale Bitcoin Trust’s and Grayscale Ethereum Trust’s principal market, the Digital Asset Reference Rate used by the Trusts and the Grayscale Bitcoin Trust’s and Grayscale Ethereum Trust’s AUM using the principal market price and Digital Asset Reference Rate.



GRAYSCALE[®] BITCOIN TRUST

Grayscale Bitcoin Trust (in millions)	For the Quarter Ended				Trailing 12-Month
	3/31/2020	6/30/2020	9/30/2020	12/31/2020	12/31/2020
Total Investment	\$389.4	\$757.4	\$723.9	\$2,876.6	\$4,747.3
Average Weekly Investment	\$30.0	\$58.3	\$55.7	\$221.3	\$91.3

(AUM denominated in millions)	For the Quarter Ended			
	3/31/2020	6/30/2020	9/30/2020	12/31/2020
Price of Bitcoin on principal market	\$6,474.2	\$9,134.1	\$10,708.6	\$29,185.1
AUM using principal market price	\$1,972.2	\$3,532.4	\$4,816.6	\$17,716.5
Digital Asset Reference Rate	\$6,466.5	\$9,156.3	\$10,748.5	\$28,788.6
AUM using Digital Asset Reference Rate	\$1,969.9	\$3,540.9	\$4,834.6	\$17,475.8

GRAYSCALE[®] ETHEREUM TRUST

Grayscale Ethereum Trust (in millions)	For the Quarter Ended				Trailing 12-Month
	3/31/2020	6/30/2020	9/30/2020	12/31/2020	12/31/2020
Total Investment	\$108.2	\$135.1	\$204.1	\$338.9	\$786.3
Average Weekly Investment	\$8.3	\$10.4	\$15.7	\$26.1	\$15.1

(AUM denominated in millions)	For the Quarter Ended			
	3/31/2020	6/30/2020	9/30/2020	12/31/2020
Price of Ethereum on principal market	\$133.6	\$225.0	\$355.3	\$745.0
AUM using principal market price	\$142.1	\$382.8	\$804.0	\$2,188.1
Digital Asset Reference Rate	\$133.0	\$226.6	\$356.3	\$740.8
AUM using Digital Asset Reference Rate	\$141.5	\$385.6	\$806.2	\$2,175.7





Important Disclosures & Other Information

©Grayscale Investments, LLC. All content is original and has been researched and produced by Grayscale Investments, LLC (“Grayscale”) unless otherwise stated herein. No part of this content may be reproduced in any form, or referred to in any other publication, without the express consent of Grayscale.

This report is for informational purposes only and does not constitute an offer to sell or the solicitation of an offer to sell or buy any security in any jurisdiction where such an offer or solicitation would be illegal. There is not enough information contained in this report to make an investment decision and any information contained herein should not be used as a basis for this purpose. This report does not constitute a recommendation or take into account the particular investment objectives, financial situations, or needs of investors. Investors are not to construe the contents of this report as legal, tax or investment advice, and should consult their own advisors concerning an investment in digital assets. The price and value of assets referred to in this research and the income from them may fluctuate. Past performance is not indicative of the future performance of any assets referred to herein. Fluctuations in exchange rates could have adverse effects on the value or price of, or income derived from, certain investments.

Investors should be aware that Grayscale is the sponsor of Grayscale Bitcoin Trust (BTC), Grayscale Bitcoin Cash Trust (BCH), Grayscale Ethereum Trust (ETH), Grayscale Ethereum Classic Trust (ETC), Grayscale Litecoin Trust (LTC), Grayscale Horizen Trust (ZEN), Grayscale Stellar Lumens Trust (XLM), and Grayscale Zcash Trust (ZEC) (each, a “Trust”) and the manager of Grayscale Digital Large Cap Fund LLC (the “Fund”). The Trusts and the Fund are collectively referred to herein as the “Products”. Any Product currently offering Share creations is referred to herein as an “Offered Product”. Information provided about an Offered Product is not intended to be, nor should it be construed or used as investment, tax or legal advice, and prospective investors should consult their own advisors concerning an investment in such Offered Product. This report does not constitute an offer to sell or the solicitation of an offer to buy interests in any of the Products. Any offer or solicitation of an investment in a Product may be made only by delivery of such Product’s confidential offering documents (the “Offering Documents”) to qualified accredited investors (as defined under Rule 501(a) of Regulation D of the U.S. Securities Act of 1933, as amended), which contain material information not contained herein and which supersede the information provided herein in its entirety.

The Products are not subject to the same regulatory requirements as exchange traded funds or mutual funds, including the requirement to provide certain periodic and standardized pricing and valuation information to investors. The Products are not registered with the Securities and Exchange Commission (the “SEC”) (except for Grayscale Bitcoin Trust (BTC) and Grayscale Ethereum Trust (ETH)), any state securities laws, or the U.S. Investment Company Act of 1940, as amended. There are substantial risks in investing in one or more Products. Any interests in each Product described herein have not been recommended by any U.S. federal or state, or non-U.S., securities commission or regulatory authority, including the SEC. Furthermore, the foregoing authorities have not confirmed the accuracy or determined the adequacy of this document. Any representation to the contrary is a criminal offense.

Certain of the statements contained herein may be statements of future expectations and other forward-looking statements that are based on Grayscale’s views and assumptions and involve known and unknown risks and uncertainties that could cause actual results, performance or events to differ materially from those expressed or implied in such statements. In addition to statements that are forward-looking by reason of context, the words “may, will, should, could, can, expects, plans, intends, anticipates, believes, estimates, predicts, potential, projected, or continue” and similar expressions identify forward-looking statements. Grayscale assumes no obligation to update any forward-looking statements contained herein and you should not place undue reliance on such statements, which speak only as of the date hereof. Although Grayscale has taken reasonable care to ensure that the information contained herein is accurate, no representation or warranty (including liability towards third parties), expressed or implied, is made by Grayscale as to its accuracy, reliability or completeness. You should not make any investment decisions based on these estimates and forward-looking statements.





Note On Hypothetical Simulated Performance Results

HYPOTHETICAL SIMULATED PERFORMANCE RESULTS HAVE CERTAIN INHERENT LIMITATIONS. There is no guarantee that the market conditions during the past period will be present in the future. Rather, it is most likely that the future market conditions will differ significantly from those of this past period, which could have a materially adverse impact on future returns. Unlike an actual performance record, simulated results do not represent actual trading or the costs of managing the portfolio. Also, since the trades have not actually been executed, the results may have under or over compensated for the impact, if any, of certain market factors, such as lack of liquidity.

Simulated trading programs in general are also subject to the fact that they are designed with the benefit of hindsight. NO REPRESENTATION IS BEING MADE THAT ANY ACCOUNT WILL OR IS LIKELY TO ACHIEVE PROFITS OR LOSSES SIMILAR TO THOSE SHOWN. PAST PERFORMANCE IS NOT INDICATIVE OF FUTURE RESULTS.

The hypothetical simulated performance results are based on a model that used inputs that are based on assumptions about a variety of conditions and events and provides hypothetical not actual results. As with all mathematical models, results may vary significantly depending upon the value of the inputs given, so that a relatively minor modification of any assumption may have a significant impact on the result. Among other things, the hypothetical simulated performance calculations do not take into account all aspects of the applicable asset's characteristics under certain conditions, including characteristics that can have a significant impact on the results. Further, in evaluating the hypothetical simulated performance results herein, each prospective investor should understand that not all of the hypothetical assumptions used in the model are described herein, and conditions and events that are not accounted for by the model may have a significant adverse effect on the performance of the assets described herein. Prospective investors should consider whether the behavior of these assets should be tested based on different and/or additional assumptions from those included in the information herein.

IN ADDITION TO OTHER DIFFERENCES, PROSPECTIVE INVESTORS IN A PRODUCT SHOULD NOTE THE FOLLOWING POTENTIALLY SIGNIFICANT DIFFERENCES BETWEEN THE ASSUMPTIONS MADE IN THE HYPOTHETICAL SIMULATED PERFORMANCE RESULTS INCLUDED HEREIN AND THE CONDITIONS UNDER WHICH A PRODUCT WILL PERFORM, WHICH COULD CAUSE THE ACTUAL RETURN OF SUCH PRODUCT TO DIFFER CONSIDERABLY FROM RETURNS SET FORTH BY THE HYPOTHETICAL SIMULATED PERFORMANCE, TO BE MATERIALLY LOWER THAN THE RETURNS AND TO RESULT IN LOSSES OF SOME OR ALL OF THE INVESTMENT BY PROSPECTIVE INVESTORS:

FOR EXAMPLE, EACH TRUST WILL HOLD ONLY ONE DIGITAL ASSET, WHEREAS THE HYPOTHETICAL SIMULATED PERFORMANCE RESULTS ARE INTENDED TO SHOW HYPOTHETICAL PERFORMANCE OF AN INVESTMENT MULTIPLE DIGITAL ASSETS. IN ADDITION, THE GENERAL MARKET DATA USED IN THE HYPOTHETICAL SIMULATED PERFORMANCE RESULTS DO NOT REFLECT ACTUAL TRADING ACTIVITY AND COULD NOT BE REPLICATED BY A PRODUCT IN ITS ACTUAL TRANSACTIONS. If actual trading activity was executed at levels that differed significantly from the general market data used in the hypothetical simulated performance, the actual returns achieved would have varied considerably from the results of the hypothetical simulated performances and could have been substantially lower and could result in significant losses.

IN ADDITION, THE HYPOTHETICAL SIMULATED PERFORMANCE RESULTS DO NOT ASSUME ANY GAINS OR LOSSES FROM TRADING AND THEREFORE DO NOT REFLECT THE POTENTIAL LOSSES, COSTS AND RISKS POSED BY TRADING AND HOLDING ACTUAL ASSETS.

The hypothetical simulated performance results do not reflect the impact the market conditions may have had upon a Product were it in existence during the historical period selected. The hypothetical simulated performance results do not reflect any fees incurred by a Product. If such amounts had been included in the hypothetical simulated performance, the results would have been lowered.

AS A RESULT OF THESE AND OTHER DIFFERENCES, THE ACTUAL RETURNS OF A PRODUCT MAY BE HIGHER OR LOWER THAN THE RETURNS SET FORTH IN THE HYPOTHETICAL SIMULATED PERFORMANCE RESULTS, WHICH ARE HYPOTHETICAL AND MAY NEVER BE ACHIEVED. Reasons for a deviation may also include, but are by no means limited to, changes in regulatory and/or tax law, generally unfavorable market conditions and the Risk Factors set forth below.





Certain Risk Factors

Each Product is a private, unregistered investment vehicle and not subject to the same regulatory requirements as exchange traded funds or mutual funds, including the requirement to provide certain periodic and standardized pricing and valuation information to investors. There are substantial risks in investing in a Product or in digital assets directly, including but not limited to:

- **PRICE VOLATILITY**

Digital assets have historically experienced significant intraday and long-term price swings. In addition, none of the Products currently operates a redemption program and may halt creations from time to time. There can be no assurance that the value of the common units of fractional undivided beneficial interest ("Shares") of any Product will approximate the value of the digital assets held by such Product and such Shares may trade at a substantial premium over or discount to the value of the digital assets held by such Product. At this time, none of the Products is operating a redemption program and therefore Shares are not redeemable by any Product. Subject to receipt of regulatory approval from the SEC and approval by Grayscale, in its sole discretion, any Product may in the future operate a redemption program. Because none of the Products believes that the SEC would, at this time, entertain an application for the waiver of rules needed in order to operate an ongoing redemption program, none of the Products currently has any intention of seeking regulatory approval from the SEC to operate an ongoing redemption program.

- **MARKET ADOPTION**

It is possible that digital assets generally or any digital asset in particular will never be broadly adopted by either the retail or commercial marketplace, in which case, one or more digital assets may lose most, if not all, of its value.

- **GOVERNMENT REGULATION**

The regulatory framework of digital assets remains unclear and application of existing regulations and/or future restrictions by federal and state authorities may have a significant impact on the value of digital assets.

- **SECURITY**

While each Product has implemented security measures for the safe storage of its digital assets, there have been significant incidents of digital asset theft and digital assets remains a potential target for hackers. Digital assets that are lost or stolen cannot be replaced, as transactions are irrevocable.

- **TAX TREATMENT OF VIRTUAL CURRENCY**

For U.S. federal income tax purposes, Digital Large Cap Fund will be a passive foreign investment company (a "PFIC") and, in certain circumstances, may be a controlled foreign corporation (a "CFC"). Digital Large Cap Fund will make available a PFIC Annual Information Statement that will include information required to permit each eligible shareholder to make a "qualified electing fund" election (a "QEF Election") with respect to Digital Large Cap Fund. Each of the other Products intends to take the position that it is a grantor trust for U.S. federal income tax purposes. Assuming that a Product is properly treated as a grantor trust, Shareholders of that Product generally will be treated as if they directly owned their respective pro rata shares of the underlying assets held in the Product, directly received their respective pro rata shares of the Product's income and directly incurred their respective pro rata shares of the Product's expenses. Most state and local tax authorities follow U.S. income tax rules in this regard. Prospective investors should discuss the tax consequences of an investment in a Product with their tax advisors.

- **NO SHAREHOLDER CONTROL**

Grayscale, as sponsor of each Trust and the manager of the Fund, has total authority over the Trusts and the Fund and shareholders' rights are extremely limited.

- **LACK OF LIQUIDITY AND TRANSFER RESTRICTIONS**

An investment in a Product will be illiquid and there will be significant restrictions on transferring interests in such Product. The Products are not registered with the SEC, any state securities laws, or the U.S. Investment Company Act of 1940, as amended, and the Shares of each Product are





being offered in a private placement pursuant to Rule 506(c) under Regulation D of the Securities Act of 1933, as amended (the “Securities Act”). As a result, the Shares of each Product are restricted Shares and are subject to a one-year holding period in accordance with Rule 144 under the Securities Act. In addition, none of the Products currently operates a redemption program. Because of the one-year holding period and the lack of an ongoing redemption program, Shares should not be purchased by any investor who is not willing and able to bear the risk of investment and lack of liquidity for at least one year. No assurances are given that after the one year holding period, there will be any market for the resale of Shares of any Product, or, if there is such a market, as to the price at such Shares may be sold into such a market.

- **POTENTIAL RELIANCE ON THIRD-PARTY MANAGEMENT; CONFLICTS OF INTEREST**
Products and their sponsors or managers and advisors may rely on the trading expertise and experience of third-party sponsors, managers or advisors, the identity of which may not be fully disclosed to investors. The Products and their sponsors or managers and advisors and agents may be subject to various conflicts of interest.
- **FEES AND EXPENSES**
Each Product’s fees and expenses (which may be substantial regardless of any returns on investment) will offset each Product’s trading profits.

Additional General Disclosures

Investors must have the financial ability, sophistication/experience and willingness to bear the risks of an investment. This document is intended for those with an in-depth understanding of the high risk nature of investments in digital assets and these investments may not be suitable for you. This document may not be distributed in either excerpts or in its entirety beyond its intended audience and the Products and Grayscale will not be held responsible if this document is used or is distributed beyond its initial recipient or if it is used for any unintended purpose.

The Products and Grayscale do not: make recommendations to purchase or sell specific securities; provide investment advisory services; or conduct a general retail business. None of the Products or Grayscale, its affiliates, nor any of its directors, officers, employees or agents shall have any liability, howsoever arising, for any error or incompleteness of fact or opinion in it or lack of care in its preparation or publication, provided that this shall not exclude liability to the extent that this is impermissible under applicable securities laws.

The logos, graphics, icons, trademarks, service marks and headers for each Product and Grayscale appearing herein are service marks, trademarks (whether registered or not) and/or trade dress of Grayscale Investments, LLC. (the “Marks”). All other trademarks, company names, logos, service marks and/or trade dress mentioned, displayed, cited or otherwise indicated herein (“Third Party Marks”) are the sole property of their respective owners. The Marks or the Third Party Marks may not be copied, downloaded, displayed, used as metatags, misused, or otherwise exploited in any manner without the prior express written permission of the relevant Product and Grayscale or the owner of such Third Party Mark.

The above summary is not a complete list of the risks and other important disclosures involved in investing in any Product or digital assets and is subject to the more complete disclosures contained in each Product’s Offering Documents, which must be reviewed carefully.

The Products are distributed by Genesis Global Trading, Inc. (Member FINRA/SIPC, MSRB Registered).





General Inquiries:

info@grayscale.co

Address: 250 Park Ave S 5th floor, New York, NY 10003

Phone: (212) 668-1427

@Grayscale