

Web3 Development Report

Q3' 2022: Ethereum Ecosystem and Beyond



The Big Picture

Prices down, **devs up.**

Despite Ethereum decreasing 70%
in price, verified smart contract
deployments increased by over 40%

Q3'22 was the biggest for devs, ever

=



**Ethereum SDK
installs/week**

+178% Y/Y



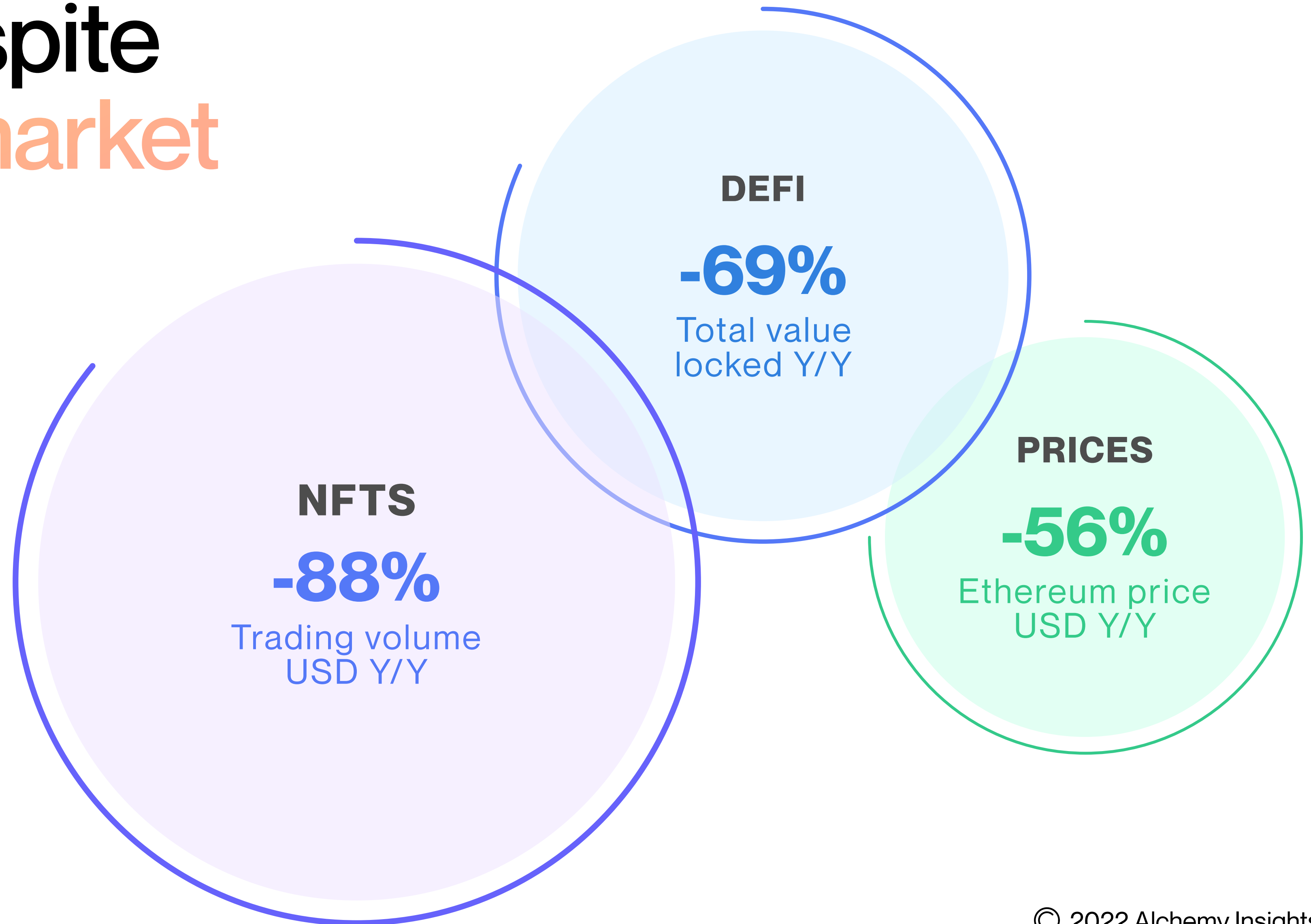
**Smart
contracts (verified)
/month**

+160% Y/Y



dapps
(12x since 2018)

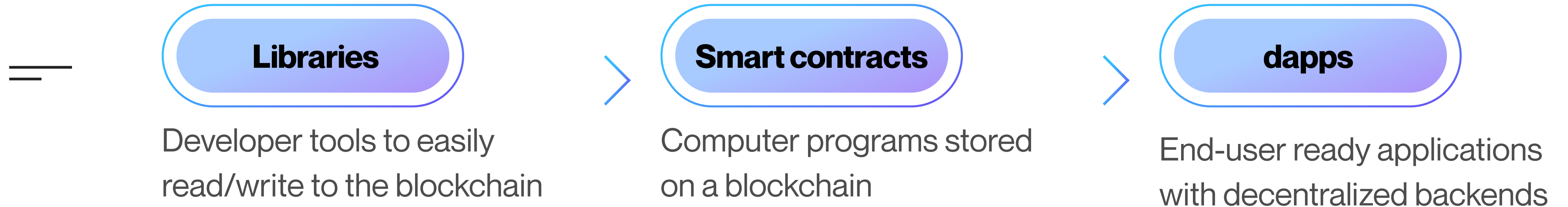
This is despite the bear market



=

Approach

3 ways to measure developer activity



These 3 indicators show us if devs are **building**, **deploying**, and **growing**

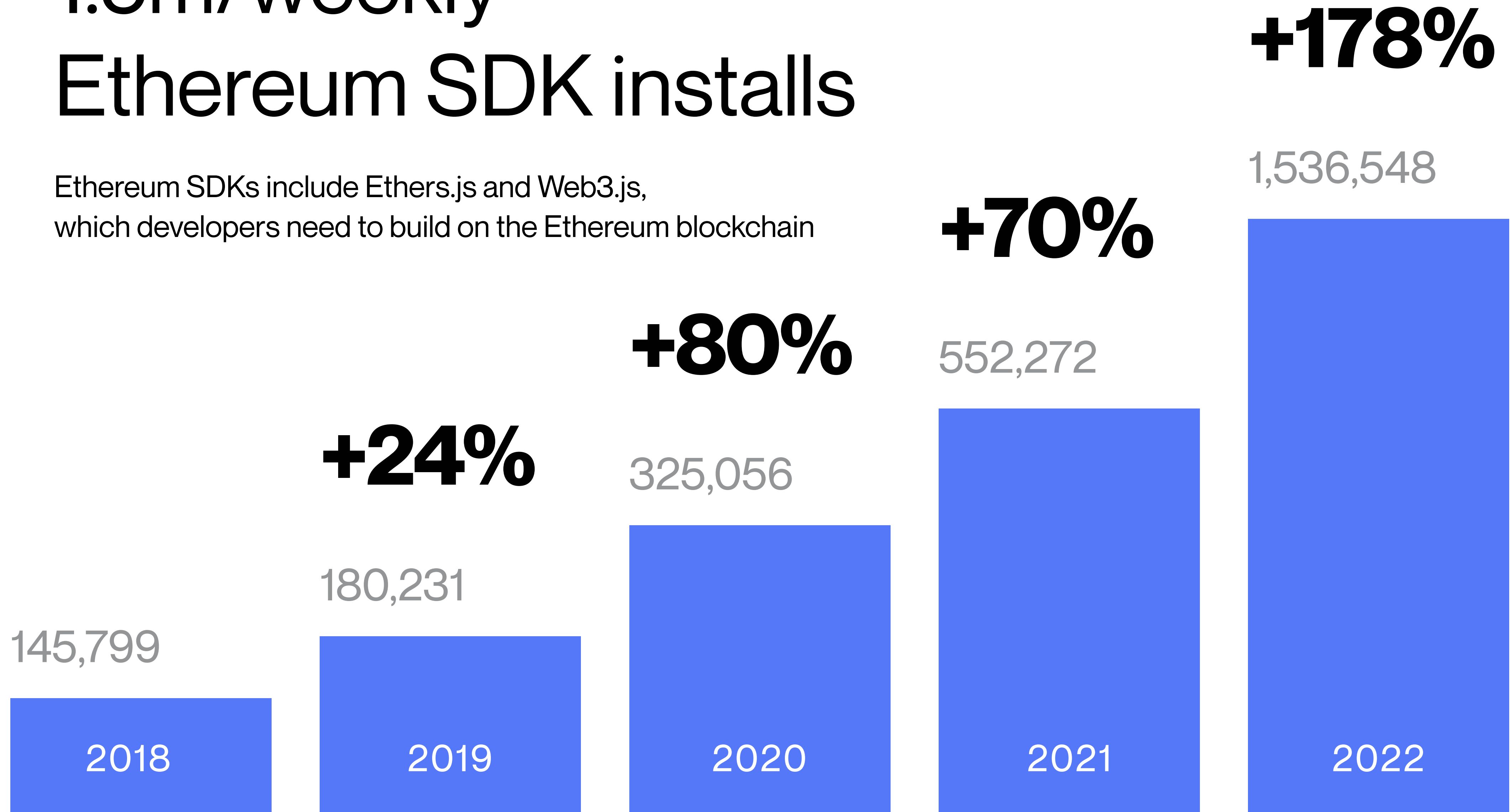
=

Ethereum Libraries

Libraries are up and to the right

1.5m/weekly Ethereum SDK installs

Ethereum SDKs include Ethers.js and Web3.js, which developers need to build on the Ethereum blockchain



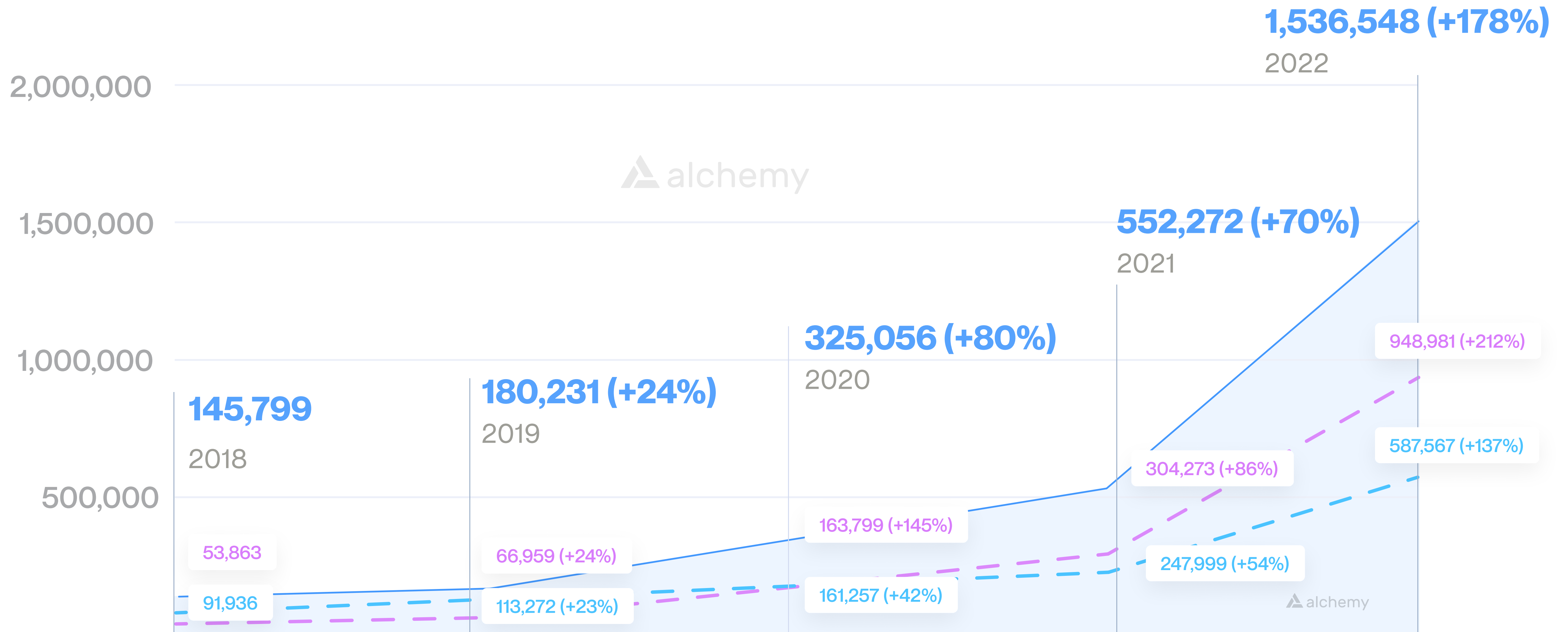
Weekly downloads

Ethers.js, Web3.js, and Combined

Ethers.js

Web3.js

Total

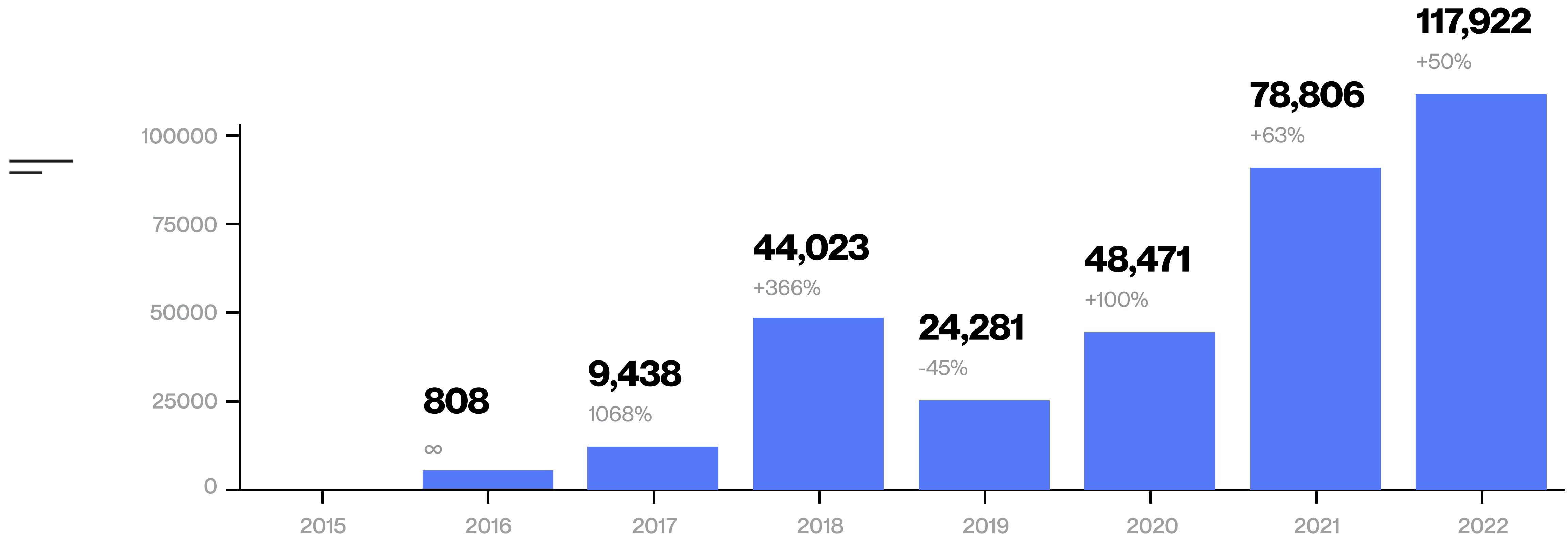


=

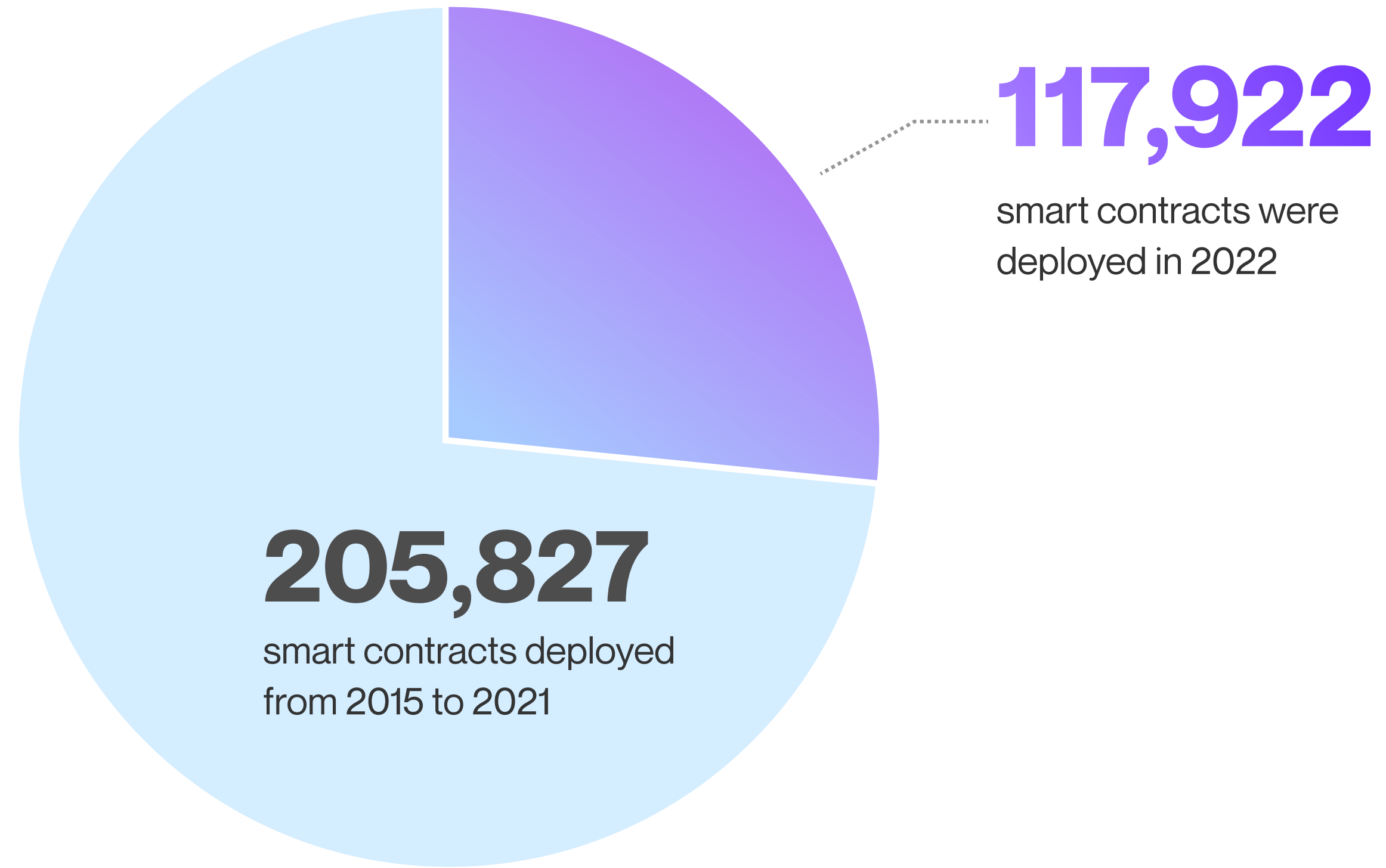
Smart Contracts

Smart contracts are up and to the right

Verified smart contract deployments are up more than 50% in 2022



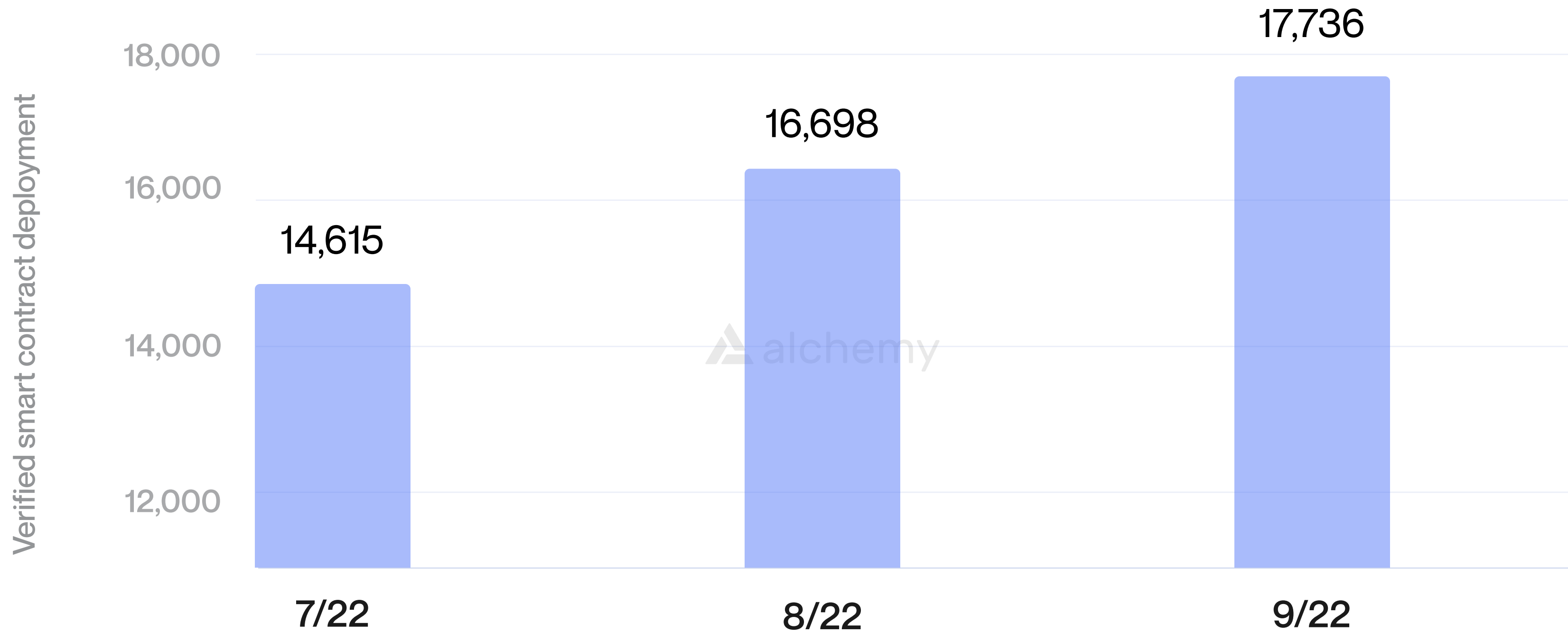
Verified smart contracts were used for measurement of production applications. The number of total contracts deployed is more than 10X larger.



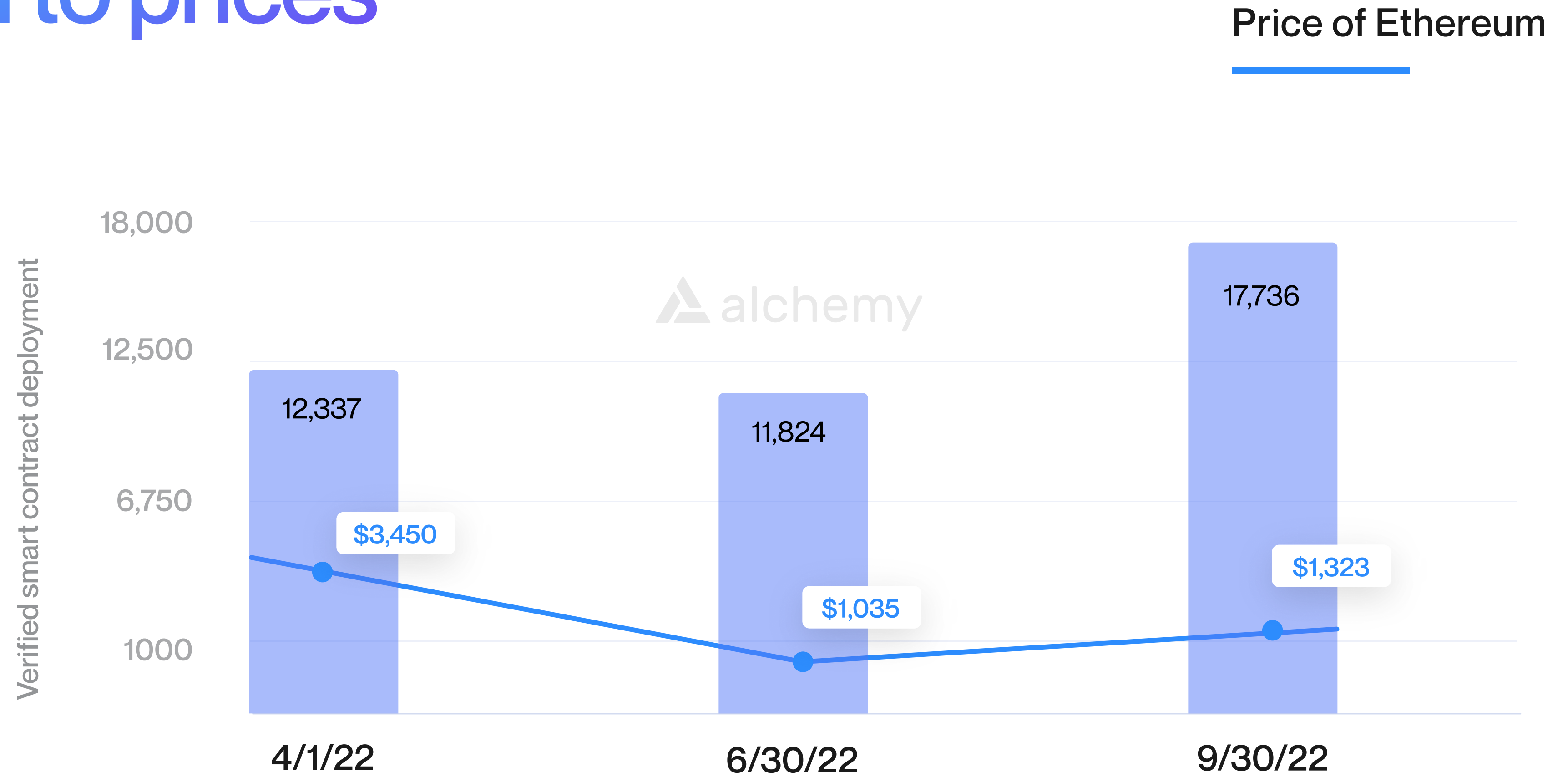
36% of all verified smart contracts were deployed just this year, **making 2022 the biggest year ever**

Monthly verified smart contracts up 2.6x Y/Y

 New monthly all time highs (ATHs) consistently set



Smart contracts not tied to prices




=

dapps

dapps are up and to the right

More than 12,000 dapps and growing



Ox, Aave, Apex, Audius, Balancer, Coherent, CollabLand, Compound, Context, Curve, Dark Forest, Decentral Games, DeveloperDAO, dydx, Farcaster, Fractal, Gitcoin, Gods Unchained, Goldfinch, Helius, Hop, Hyperspace, Illuvium, JonesDAO, Lens, Magic Eden, Metamask, Mirror, OpenSea, Pancake Swap, Phantom, Royal, Quickswap, Quix, Safe, Showtime, Slingshot Finance, Snapshot, Solanart, Stargate Finance, Sudoswap, Sweat, Synapse, Syndicate, Synthetix, Tally, Uniswap, x2y2, Zapper, Zerion



Beyond Ethereum

Polygon, Optimism, Arbitrum, and Solana



= **335%**

growth in active
developer teams YTD

804%

growth in active
developer teams Y/Y

153%

growth in API
consumption YTD



= **516%**

growth in active
developer teams YTD

795%

growth in active
developer teams Y/Y

121%

growth in API
consumption YTD

OP Optimism

>1000%

growth in active
developer teams YTD

>1000%

growth in active
developer teams Y/Y

>460%

growth in API
consumption YTD



= **>1000%**

growth in active
developer teams YTD

>1000%

growth in active
developer teams Y/Y

>500%

growth in API
consumption YTD



Additional Alchemy data

2x Archive requests YTD

suggesting more developers are leveraging historical chain data

10x Enhanced API requests YTD

confirming expansions from core node APIs to more advanced infrastructure across DeFi, DAOs, and gaming

10x NFT API requests YTD

suggesting more use of NFTs in user-facing products and analytics

Data infrastructure is growing



Chainlink

500+ projects

4.2B on-chain data points



The Graph

500+ subgraphs

560B queries



Alchemy

>10B weekly requests
for archive data

Social infrastructure is growing



ENS

545,948+ owners



Lens Protocol

76,660+ owners



Farcaster

164,000 casts by 3,405
all-time casters

Wallet and DeFi infrastructure is growing



WalletConnect

46,250 weekly installs
+13% Y/Y



RainbowKit

26,359 weekly installs
launched 2022



Uniswap v3 SDK

27,841 weekly installs
+280% Y/Y

=

Methodology

Methodology

This report strives to provide an accurate and useful representation of web3 development. The following sources were used for data collection purposes: Etherscan (verified smart contracts), DappRadar (dapp count), Github and NPM JS (SDK installations and metadata), CoinMarketCap (token prices), and the Internet Archive (fetching historical versions of aforementioned pages to provide timestamped data sources). web3 Javascript library weekly downloads were used as a proxy for developer activity here. This metric is helpful but imperfect due to the ability for the library to be downloaded multiple times by the same user intentionally or unintentionally. However, it provides one signal for directional guidance.

Thank you to the report's sources

Developer Activity: Alchemy

Smart Contracts and Programs: Etherscan and Solscan

Market and Prices: DappRadar, Defi Pulse, CoinMarketCap, Dune

SDKs: Github and NPM

Historical Web Pages: Internet Archive

Disclaimer

This report is for informational purposes and does not constitute investment, legal, or tax advice. You should not put undue reliance on any statements of historical trends or interpret them as guarantees of future performance or results.

In addition to providing information based on our internal sources, this report contains statistical data and estimates that are based on public information. You should not give undue weight to such data or estimates as we have not verified them.

We make no representations or warranties as to the accuracy or completeness of the data presented nor do we commit to updating such data after the date of this report. By reviewing, sending, receiving, or sharing this report, you acknowledge that you will be solely responsible for your own assessment of the market, our company, and the other organizations mentioned, and you will conduct your own analysis and be solely responsible for forming your own view of any potential future performance.

As indicated on our website (www.Achemy.com), we have a business relationship with certain chains including Ethereum, Polygon, Optimism, Arbitrum, and Solana. However, this report is not intended to promote the token of any particular chain.



THANK YOU
